

To begin browse to either:

<https://oss.ticketmaster.com/aps/mrsc1/EN/account/login>


On mobile www.mrsc.ie and click member log in under menu.

Enter your email address and password as shown below.

The screenshot shows a mobile browser interface. At the top, the status bar displays 'Meteor', signal strength, Wi-Fi, time '15:18', location, and battery '63%'. The address bar shows 'oss.ticketmaster.com'. The page content includes the 'ticketmaster.verified' logo, the title 'Sign In to My Munster Rugby Account Manager', an email input field containing 'michaellinehan@munsterrugby.ie', a password input field with ten black dots, a red 'Sign In' button, a 'Remember Me' checkbox, and a 'Forgot Password?' link. At the bottom, there are links for 'HELP', 'PRIVACY', 'TERMS', and 'FULL SITE', followed by 'powered by ticketmaster®'. The mobile browser navigation bar at the very bottom contains icons for back, forward, share, bookmarks, and tabs.

Once logged in you are presented with the next game that you have tickets for.

If you wish to download this barcode, click View



Once you click View you will see your ticket.

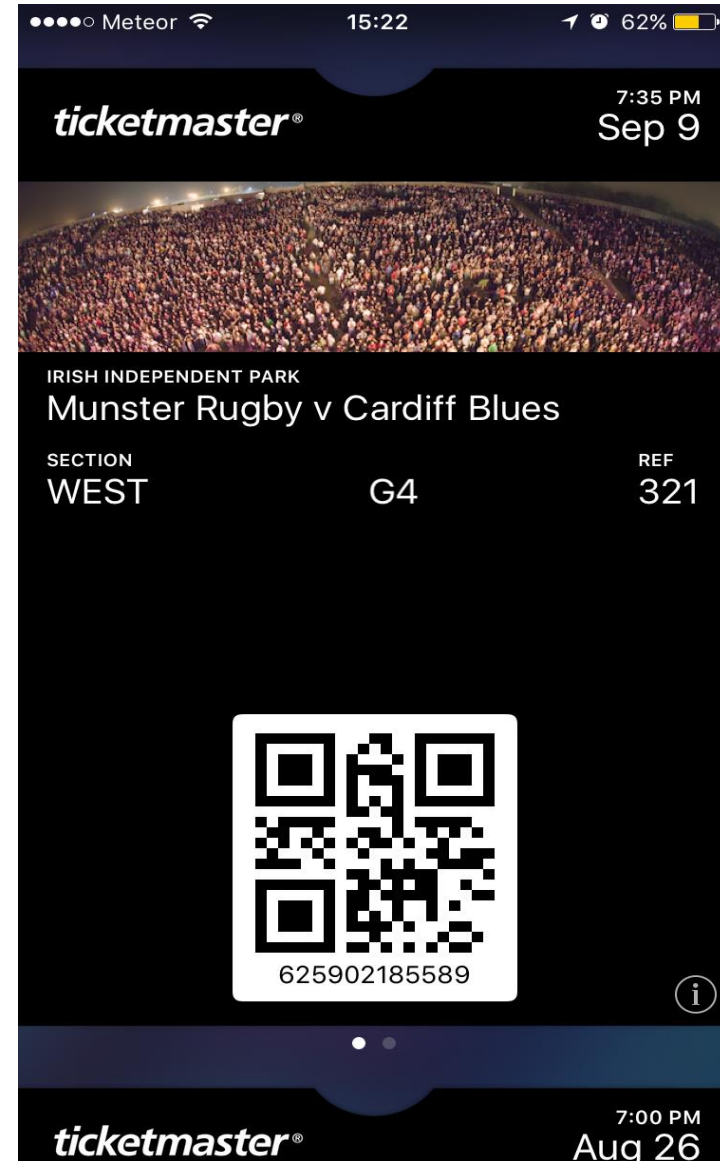
For Apple devices you click on Add to Passbook to add the barcode to your phone.

For Android devices, you can display the ticket as is on your phone or alternatively take a screenshot of it to use on the turnstile.

This ticket will gain you entry to the stadium.



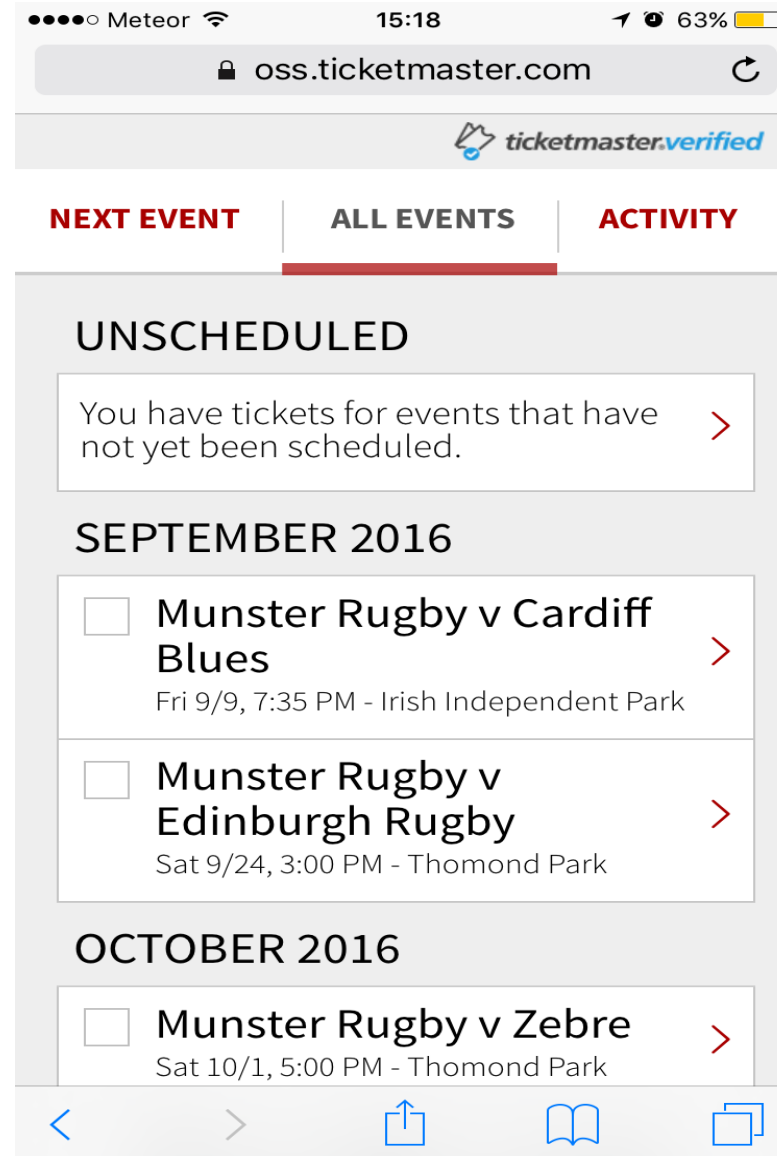
If you add to Passbook the ticket will be saved to the iPhone's passbook, on some phones this is called Wallet.



You can see each of the events available to you by clicking All Events.

You will be required to download the barcode for each game.

You can do this in All Events in one go or after each game in Next Event.



If you have more than one ticket in your account you will be given the option to select one or more of the tickets.

The screenshot shows a mobile browser interface for Ticketmaster. At the top, the status bar displays 'Meteor' as the carrier, signal strength, Wi-Fi, the time '15:20', and a 63% battery level. The address bar shows 'oss.ticketmaster.com'. Below the address bar is a 'ticketmaster.verified' badge. A navigation bar contains three tabs: 'NEXT EVENT', 'ALL EVENTS', and 'ACTIVITY'. The main content area displays the event 'Munster Rugby v Cardiff Blues' on 'Fri 9/9, 7:35 PM - Irish Independent Park'. Two tickets are listed, each in a dashed box. The first ticket has 'Section WEST', 'WEST STAND', 'Adult Ticket', 'G4', and 'Ref 321'. The second ticket has 'Section WEST', 'WEST STAND', 'Adult Ticket', 'G4', and 'Ref 322'. At the bottom of the content area are links for 'HELP', 'PRIVACY', 'TERMS', and 'FULL SITE'. Below these is the text 'powered by ticketmaster®'. The bottom of the screen shows a mobile browser navigation bar with back, forward, share, bookmarks, and tabs icons.

Meteor 15:20 63%

oss.ticketmaster.com

ticketmaster.verified

NEXT EVENT | **ALL EVENTS** | **ACTIVITY**

Munster Rugby v Cardiff Blues
Fri 9/9, 7:35 PM - Irish Independent Park

Section WEST	G4	Ref 321	>
WEST STAND Adult Ticket			
Section WEST	G4	Ref 322	>
WEST STAND Adult Ticket			

HELP | **PRIVACY** | **TERMS** | **FULL SITE**

powered by **ticketmaster**®

< > [share] [bookmarks] [tabs]

If you wish to send the ticket to someone else via e-mail you can do so by clicking transfer and inserting their e-mail address.

The will receive an email where they download the ticket as an e-ticket or barcode on their phone.

